Multiple District 320

As of October 2026 Cumulative

Year	New Clubs	Dropped Clubs	Gain/ Loss Clubs	New Members	Charter Members	Reinstate Members	Transfer Members	Total Member Added	Total Members Dropped	Gain/ Loss Members
2022-2023	77	98	-21	2,834	2,629	296	83	5,842	4,913	929
2023-2024	83	41	42	3,971	2,447	610	411	7,439	5,733	1,706
2024-2025	80	114	-34	4,638	2,114	994	672	8,418	7,915	503
2025-2026	132	87	45	5,679	3,477	1,052	786	10,994	9,997	997
2026-2027	33	13	20	1,035	891	170	64	2,160	1,906	254
Average	**81**	**71**	**10**	**3,631**	**2,312**	**624**	**403**	**6,971**	**6,093**	**878**

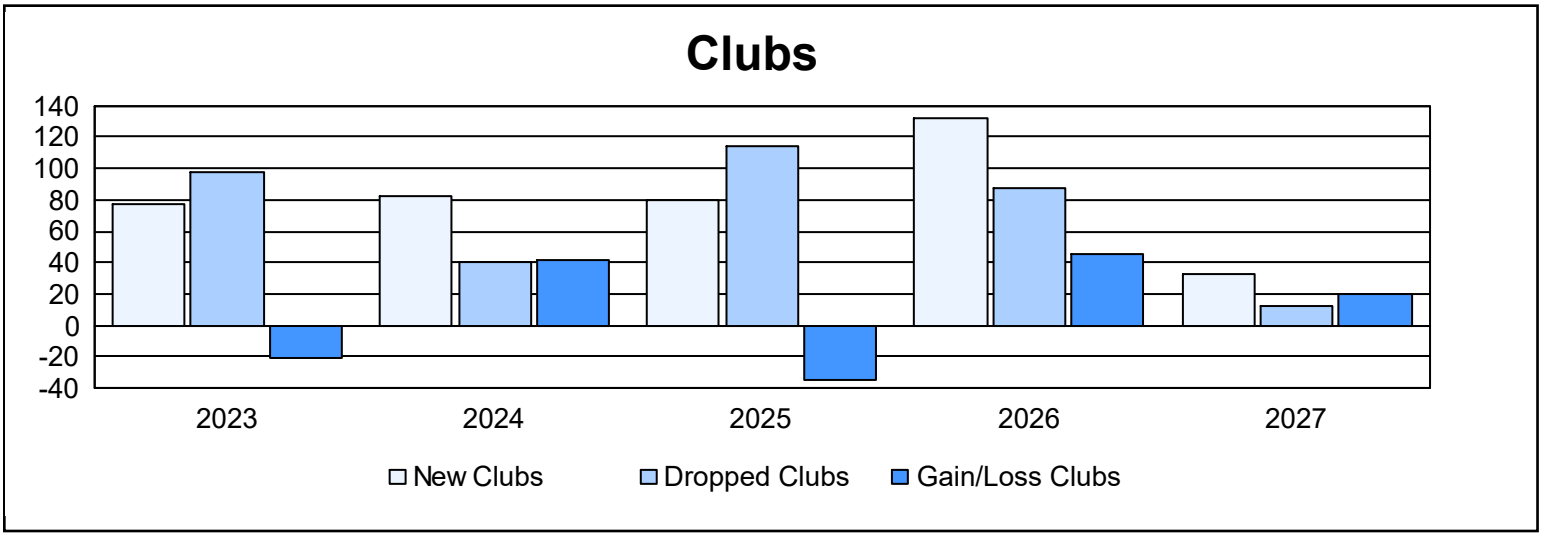

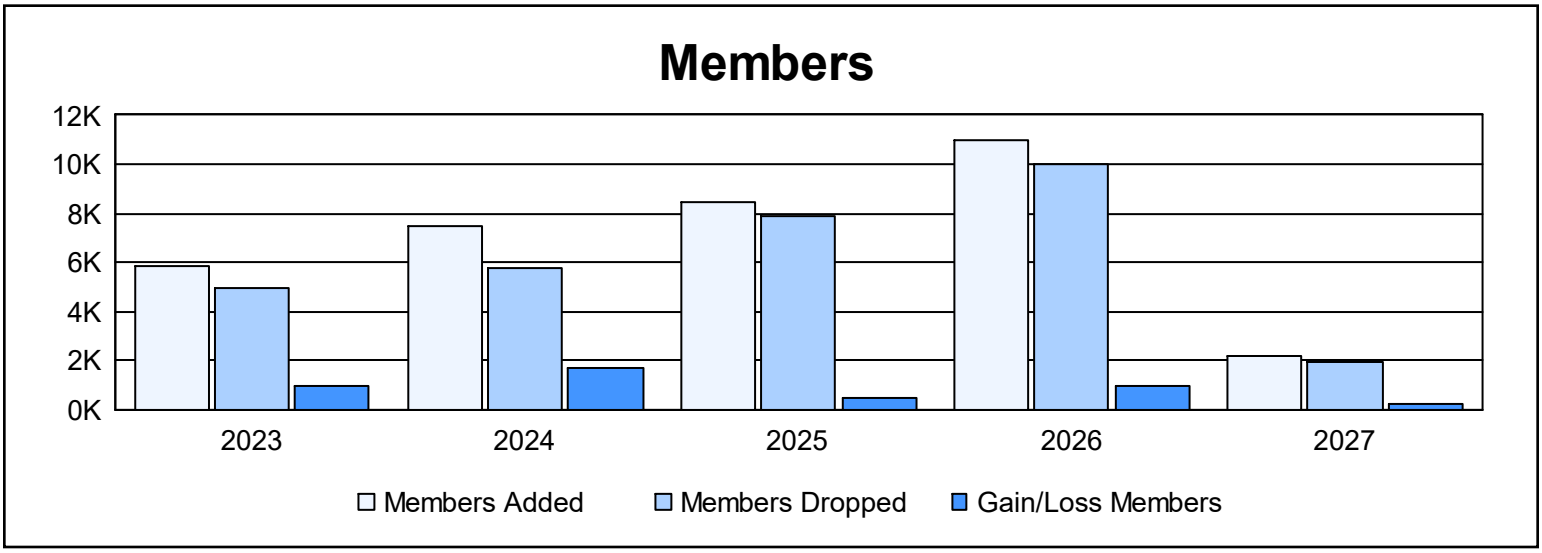

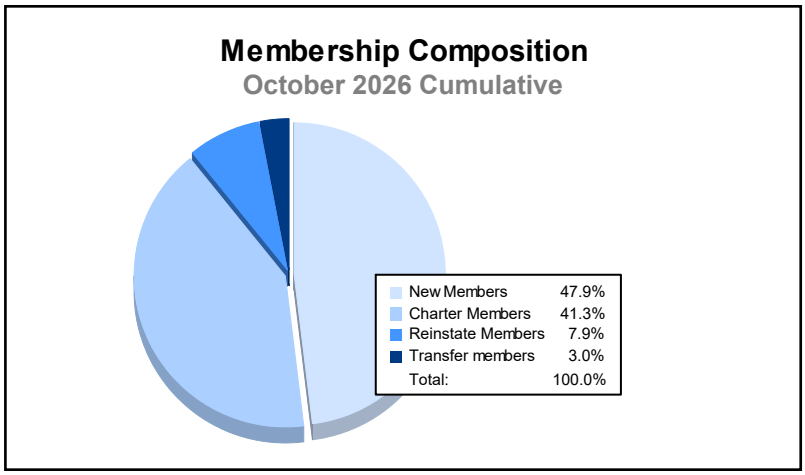
Membership Composition
October 2026 Cumulative
New Members 47.9%
Charter Members 41.3%
Reinstate Members 7.9%
Transfer members 3.0%
Total: 100.0%

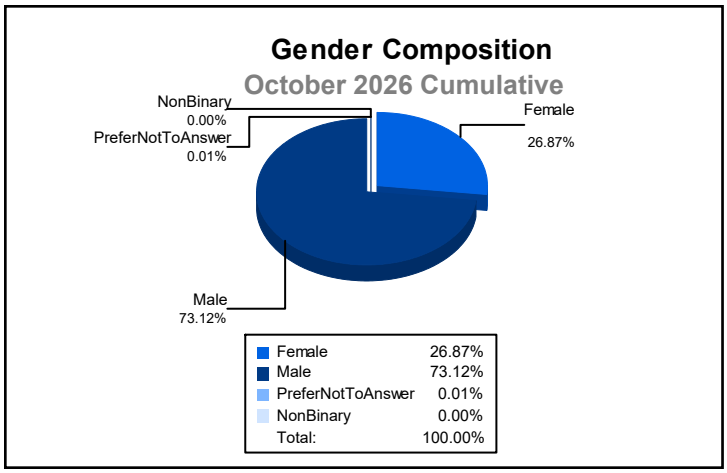
Gender Composition
October 2026 Cumulative
NonBinary
0.00%
PreferNotToAnswer
0.01%
Female
26.87%
Male
73.12%
Female 26.87%
Male 73.12%
PreferNotToAnswer 0.01%
NonBinary 0.00%
Total: 100.00%